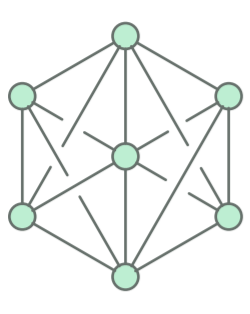





Driving Key Supply Chain Insights Through Improved Data Visibility



THE CHALLENGE

Cumbersome legacy reporting tools limit supply chain analytics



The supply chain team was using legacy reporting tools that required them to gather data from various sources, drop it into a big Excel spreadsheet and manually slice and dice it to produce some form of analytics.

- John Walter, IT Director at Lindt Canada



WHAT DID NEWCOMP DO?

Leveraging modern analytics functionality using the existing BI platform

Newcomp's approach for this analytics project involved working with the existing technology stack at Lindt, including IBM Cognos Analytics, Microsoft SQL Server, and Microsoft Server SSIS.

Lindt's existing technology relied heavily on legacy Transformer cubes



The solution leverages modern Cognos Analytics 11 functionality, including Data Modules and the Dashboarding Tool.



THE OUTCOME

Improved access to quality supply chain data increases speed to insight

Reduced reliance on Microsoft Excel



Improved data quality

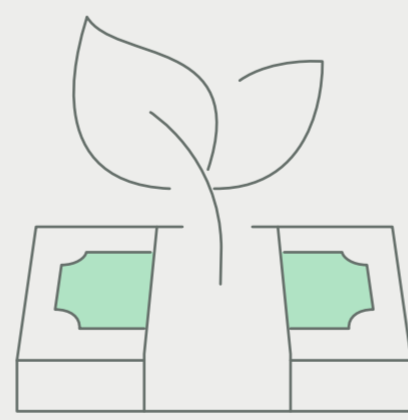
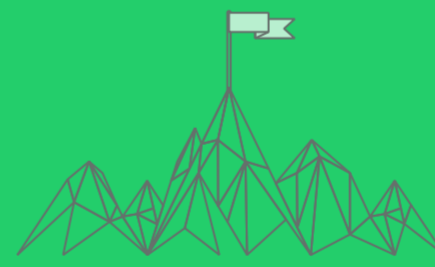


Manual calculation user errors eliminated with the introduction of automation.

The data ingestion process has significantly improved data quality and governance.



The consolidated view of data that is now available through the enterprise data warehouse and Cognos, has dramatically increased the speed to insight and the ability of the supply chain team to share and visualize high level KPIs from their own dashboards and data sets.



"Giving the supply chain team the ability to drill in and better understand their data will allow them to make key business decisions that will have a positive impact on the Lindt business."

- John Walter, IT Director at Lindt Canada



Inspiring analytics transformation through Data Science, Machine Learning, & AI

We help organizations tap into their data by leading with the right mix of strategy and development expertise.

CONTACT US